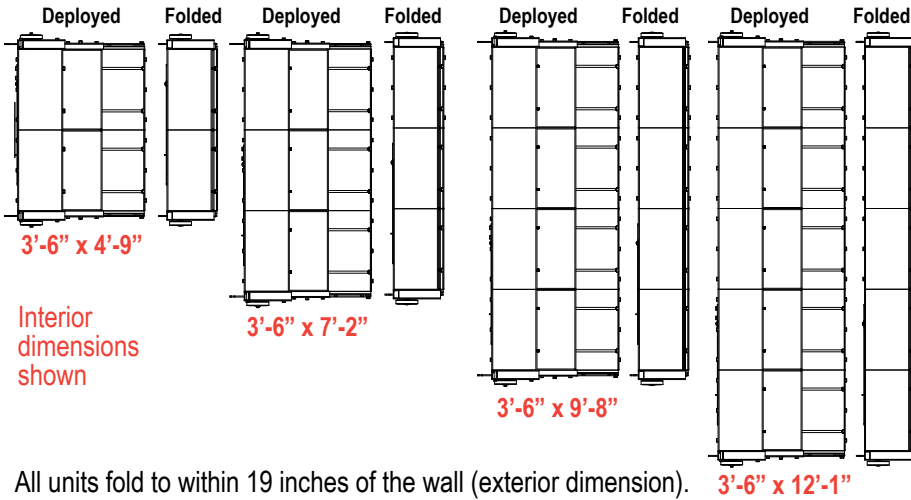


FOLDING UNITS

4 standard sizes. Custom sizes available
All units height: 83-1/4"

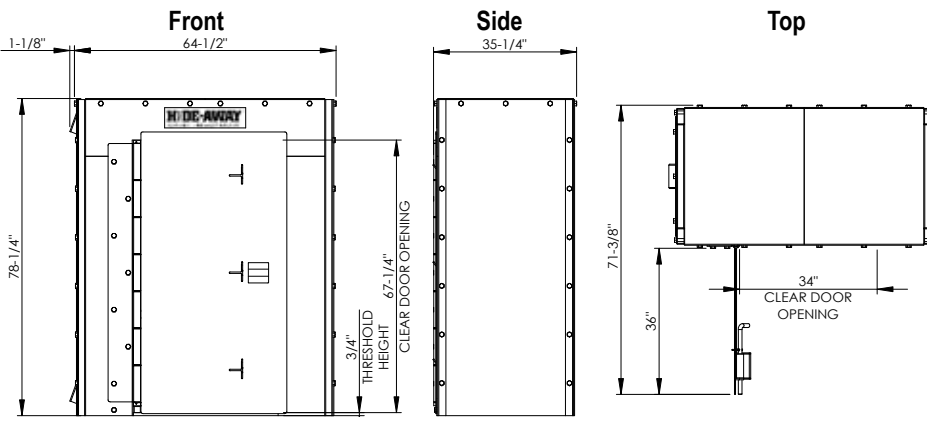
All doors swing outward for wheelchair accessibility



STATIONARY UNITS

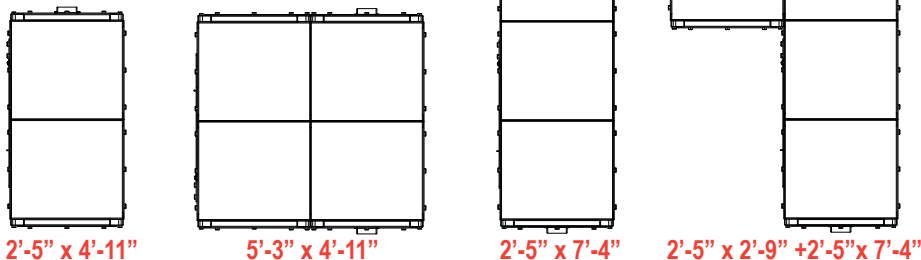
4 standard sizes. Custom sizes and configurations available
All units height: 78-1/4"
Sample show is 2'-5" x 4'-11" interior dimensions

All doors swing outward for wheelchair accessibility



Modular design for a variety of configurations:

Interior dimensions shown

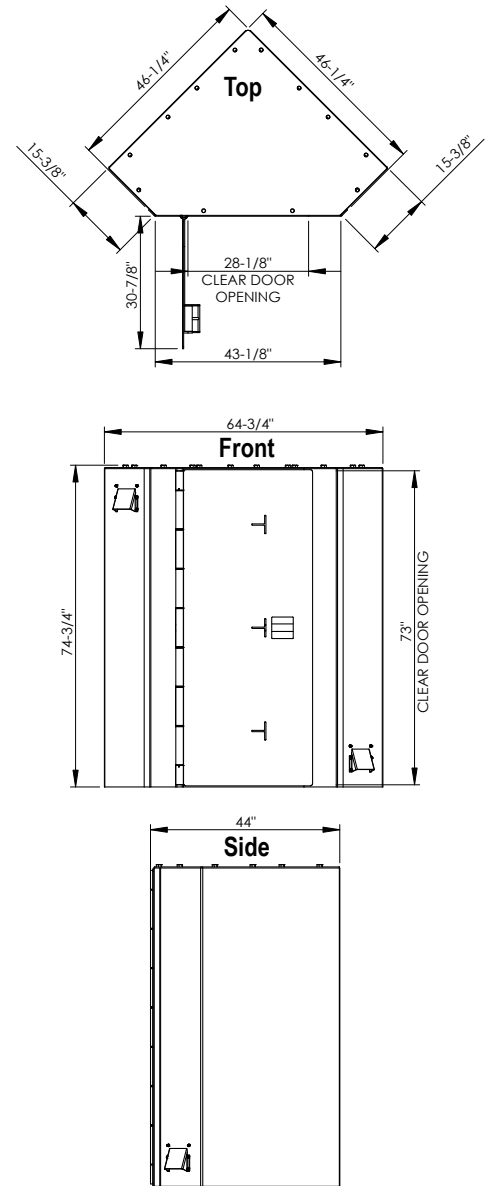


Specifications are subject to change without notice.

CORNER UNITS

All units height: 74-3/4"

All doors swing outward for wheelchair accessibility



Staying Home Corporation

1503 Vine Street, Harrisonville, MO 64701

info@stayinghome.com

877-378-4275 • (f) 816-380-1008

StayingHome.com



HIDE-AWAY[®]

STORM SHELTER



Safety from:
Tornadoes
Earthquakes
Armed intruders
Burglars



Staying Home Corporation
StayingHome.com
877-378-4275



HIDE-AWAY®

STORM SHELTER

Choose either our patent-pending, space saving, deployable unit that pops out from the wall in as little 3 seconds - or our stationary model that can be configured in a variety of shapes and sizes to fit your needs. All of our Hide-Away Storm Shelter models are certified to provide protection from devastating F-5 tornadoes. Every shelter is also rated for NIJ Level IIIA ballistic protection (all handgun and shotgun rounds).

For use as:

Tornado/storm shelter
Intruder safe room
Earthquake protection
Safe gun storage
Valuables vault/storage room

Safety Features:

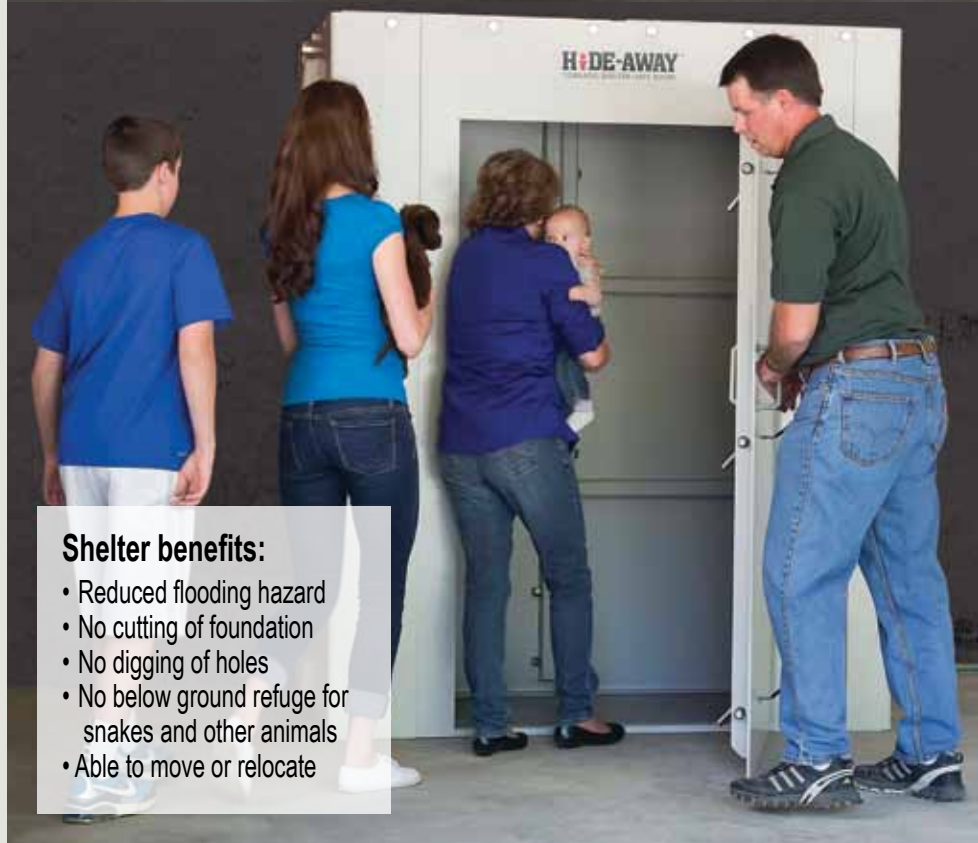
- Certified to withstand F5 tornadoes
- Tested at National Wind Institute (NWI)
- Meets FEMA 320/361 and ICC 500
- Made of 1/4" steel
- 1" locking pins and 1" continuous hinge
- 3/4" diameter grade 5 bolts
- Durable powder coat finish
- Ventilation hoods
- Modular bolt-together design
- Anchors securely to concrete slabs
- Electrical ground stud
- Above-ground shelter - doesn't flood
- ATSA listed
- Third party engineering certified

* Hide-Away shelters/safe rooms provide two levels of protection from armed intruders. The standard units (folding and stationary) are made of 1/4" thick steel to provide NIJ Level IIIA protection against handguns and shotguns, which make up 90% of violent crimes, according to a Bureau of Justice Statistics Special Report. If you want protection from high caliber and armor piercing rounds, you can order the Ballistic Option, which uses military grade steel that is used in combat vehicles to provide NIJ Level III protection up to 7.62 NATO rounds (.308 caliber).



We live in a patio home so we're glad to have our Hide-Away right outside our kitchen door, in the garage. It doesn't take up much room, and I sleep a lot better knowing it's there if we ever need it.

Mary Ann & Roger



Shelter benefits:

- Reduced flooding hazard
- No cutting of foundation
- No digging of holes
- No below ground refuge for snakes and other animals
- Able to move or relocate

For as little as \$3-a-day!**

You can have the security you want for as little as \$3 a day** through easy financing programs. Contact your local dealer for details, or visit StayingHome.com.

** Based on 5% HELOC over 5 years.

Folding Units

- Folds against wall when not in use
- Frees up valuable floor space
- Patent pending design
- Deploys quickly - under 10 seconds



Fold to 19 inches!



Shown with optional keyed electric actuator deploys the unit in under 10 seconds.



Manual deployment with quick-remove handle.



Stationary Units

- Economical
- Modular design
- Installs in any room
- Can be expanded/modified to accommodate evolving needs.
- Variety of shape/configurations to accommodate different space requirements

Shown with optional Vision Panel

Corner Units

- Fits in corner to save space
- Left or right swing door

Options for all units:

- Custom paint colors
- NOAA weather radio
- Military grade ballistics (not corner unit)
- Interior lights
- Vision panel
- Fold down seat
- Outdoor polyethylene coating



Survival Kit: First aid kit, hand crank flashlight/radio, 2 emergency blankets, 2 ponchos, LED flashlight with batteries, two-way radio with batteries, whistle



The power of an F-5 tornado is unlike any other force on Earth. That is why we find it ironic we have been accused of “over-engineering” our shelters. The designs go well above the standards set by FEMA and the National Wind Institute (NWI) because we know the unbridled power of nature is nothing to take lightly.

It's one thing to withstand a two-by-four being shot out of a cannon (NWI test), but some things can't be duplicated in a lab. An F-5 tornado can pick up cars and toss them like toys, topple brick buildings and turn towering oaks into splintered piles of brush.

We don't want families seeking shelter in anything less than something made of 1/4" steel plate. Please be sure to give proper consideration to the thickness of the steel used. It is not a decision you ever want to second guess.

We use 1/4" thick steel on all units whereas others use sheet metal less than half as thick.

